



Elevate the Hybrid Learning Experience

Use Cases for Higher Education

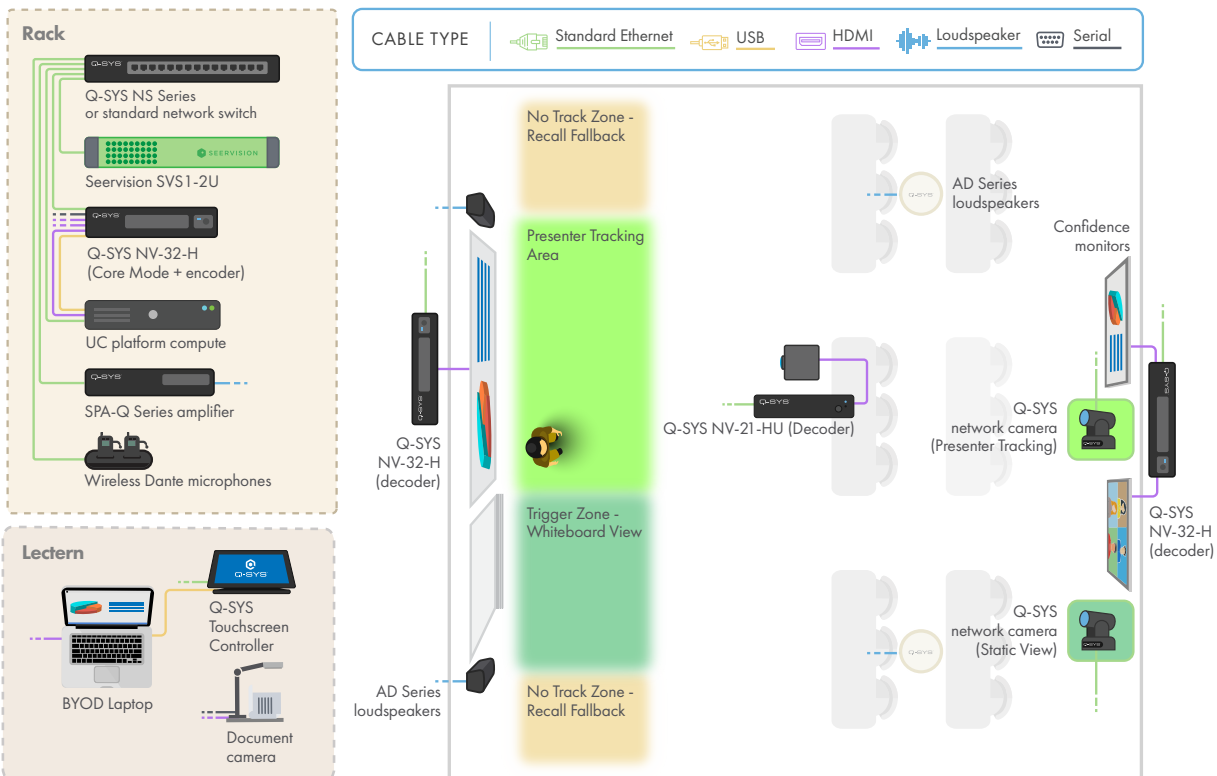
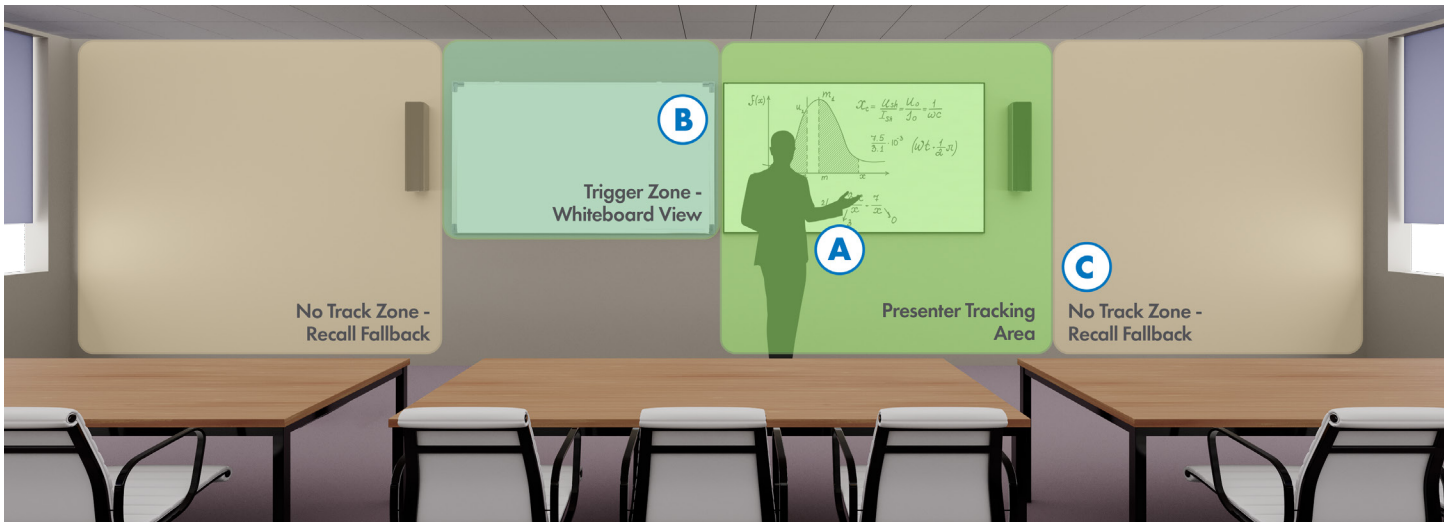
Q-SYS VisionSuite is a solution set that improves the visibility of in-room participants to promote a natural viewing experience for the far-end, empowering students to feel united and stay engaged no matter where they are.

Ensure remote students can always see who is speaking with **audio-based participant camera switching**. Utilizing data from in-room microphones, Q-SYS will automatically trigger different user-defined camera presets while framing the best shot, resulting in a more natural collaborative learning experience for in-room and remote students.

For dedicated presentation spaces in classrooms or lecture halls, you can further elevate lectures with **intelligent presenter tracking**. Q-SYS Seervision AI-driven, adaptive full-body presenter tracking technology frames and follows the instructor for a better viewing experience for remote students.

VisionSuite leverages Q-SYS robust control engine to enable **vision-based control and automation** for a uniquely tailored experience in any space.

Use Case: Classroom (Intelligent presenter tracking only)

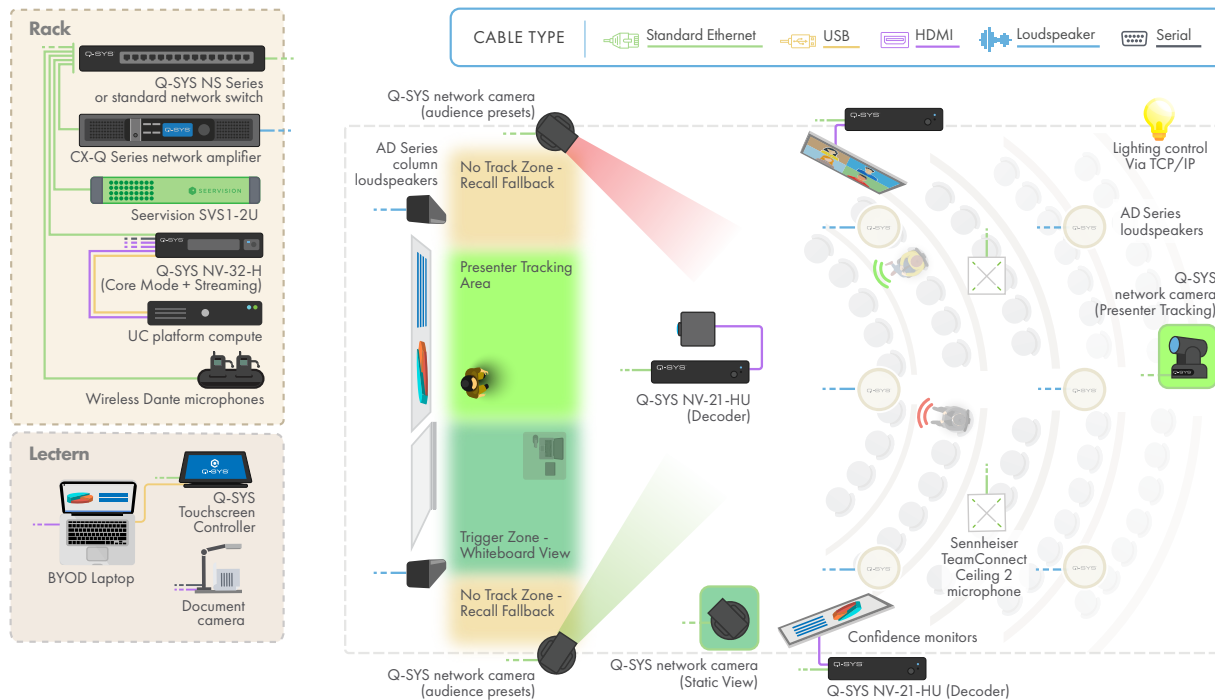
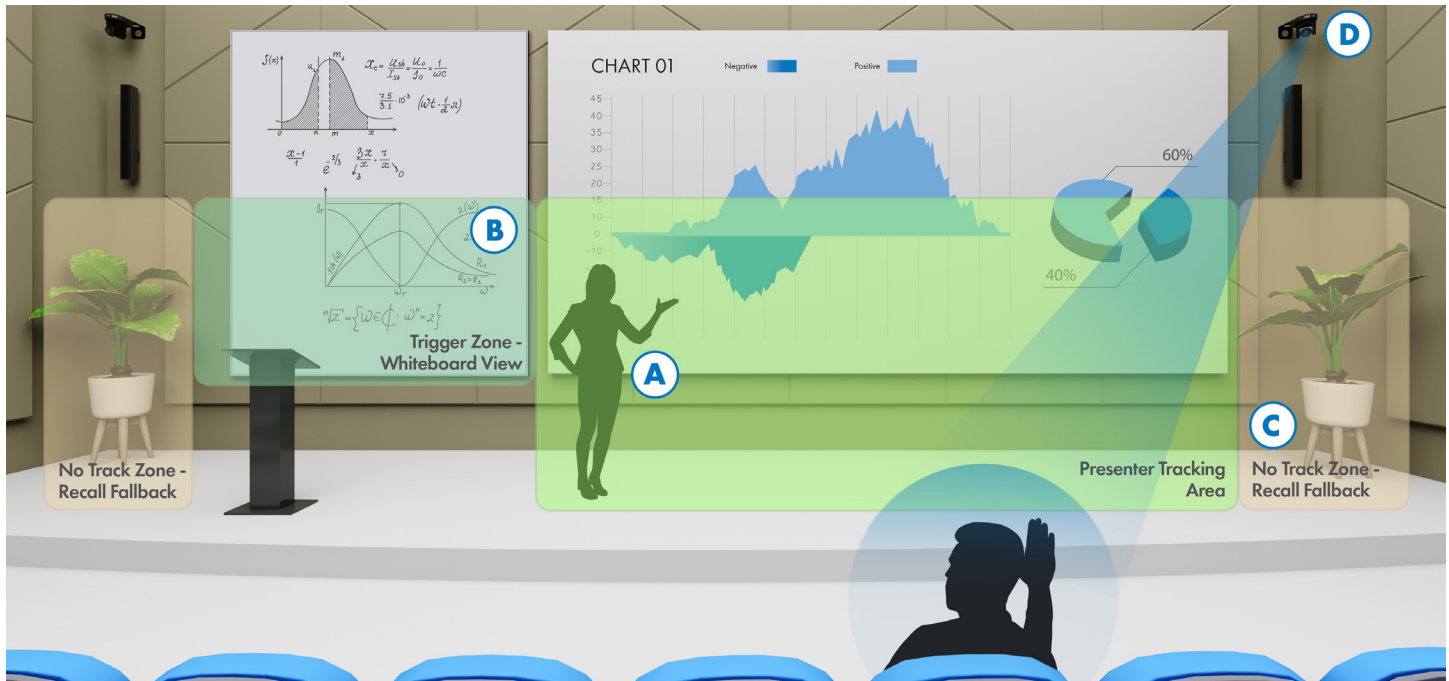


User Experience

- Presenter camera starts in a user-defined default position and automatically tracks presenter in "Presenter Tracking Area"
- Static View camera provides a cropped, stationary view of whiteboard when presenter enters "Trigger Zone - Whiteboard View"
- If there is no presenter in "Presenter Tracking Area" or "Trigger Zone - Whiteboard View", Presenter camera returns to user-defined fallback position (such as wide view of room)

Use Case: Lecture Hall

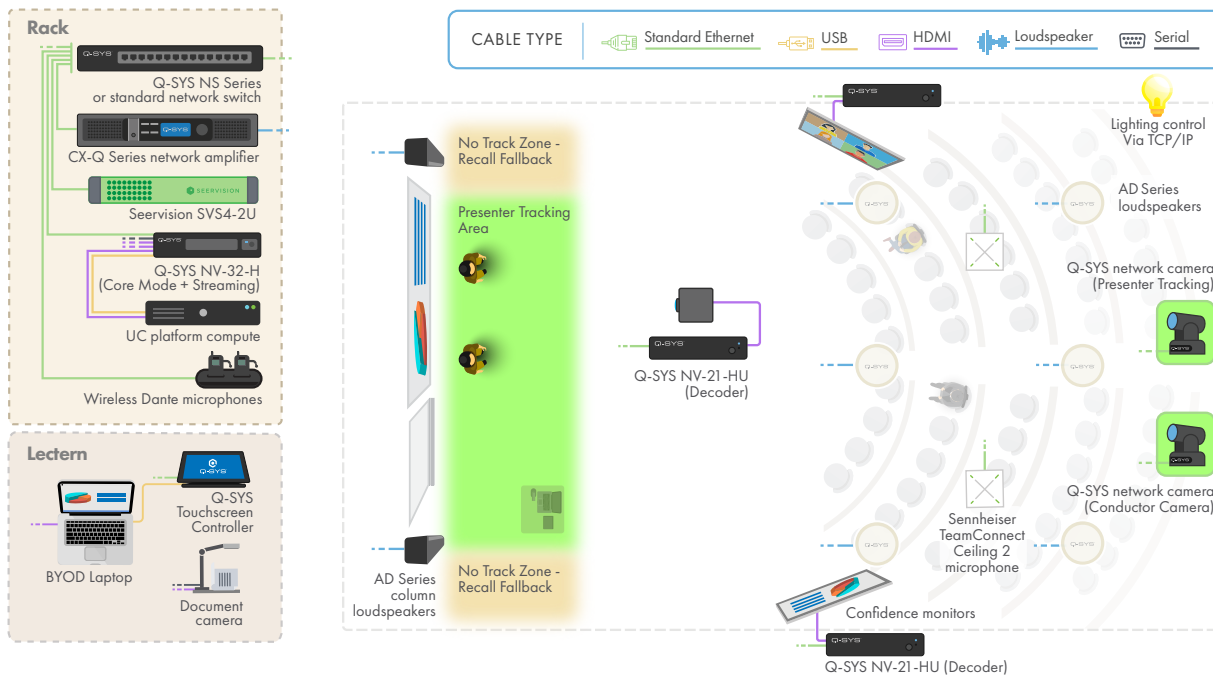
(Intelligent presenter tracking + Audio-based Participant Camera Switching)



User Experience

- A.** Presenter camera automatically tracks presenter in “Presenter Tracking Area”
- B.** Static View camera provides a cropped, stationary view of whiteboard when presenter enters “Trigger Zone – Whiteboard View”
- C.** If there is no presenter in “Presenter Tracking Area” or “Trigger Zone – Whiteboard View” Presenter camera returns to user-defined fallback position (such as wide view of room)
- D.** When a meeting participant speaks, Q-SYS uses in-room microphone data to recall user-defined camera presets and switch the live feed to show who is speaking

Use Case: Lecture Hall (Intelligent Multi-Presenter Tracking)



User Experience

- A.** Presenter camera starts in a user-defined default position and automatically tracks presenter in "Presenter Tracking Area"
- B.** When a second presenter is detected in "Presenter Tracking Area", live feed switches to Conductor camera for a wider field-of-view of both people
- C.** Live feed remains on Conductor camera until one presenter leaves the "Presenter Tracking Area"