


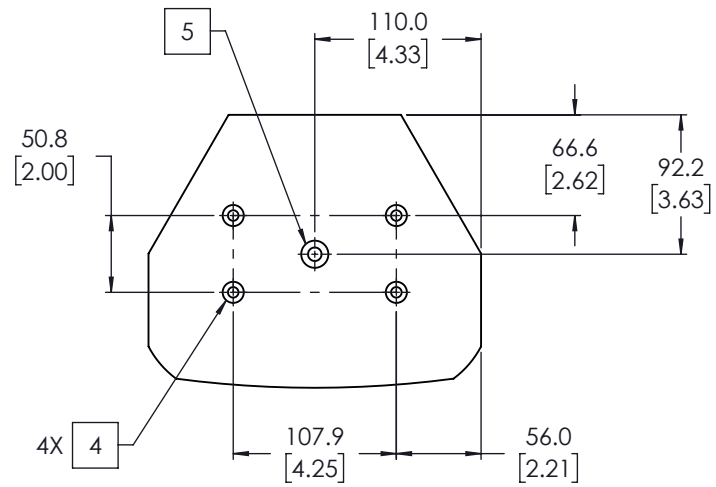


NOTES: UNLESS OTHERWISE SPECIFIED

1. NET WEIGHT APPROX. 6.8 KG [15.0 LBS].
2. PARTS ARE SYMMETRICAL ABOUT CENTER LINES UNLESS OTHERWISE NOTED.
3. SYMBOL  INDICATES CENTER OF GRAVITY.
4. SYMBOL  INDICATES SUSPENSION POINT.
- 8 TOTAL: M6-1 THD
5. SYMBOL  INDICATES SUSPENSION POINT.
- 2 TOTAL: M8-1.25 THD
6. GRILLE NOT SHOWN FOR CLARITY.



DIMENSIONS TYP BOTH SIDES

